



Marie-Anne ALLIER
Fund Manager

CARMIGNAC PORTFOLIO SÉCURITÉ

CARMIGNAC SÉCURITÉ IN A RENEWED ATTRACTIVE OUTLOOK FOR FIXED INCOME

29th June 2023

MARKETING COMMUNICATION

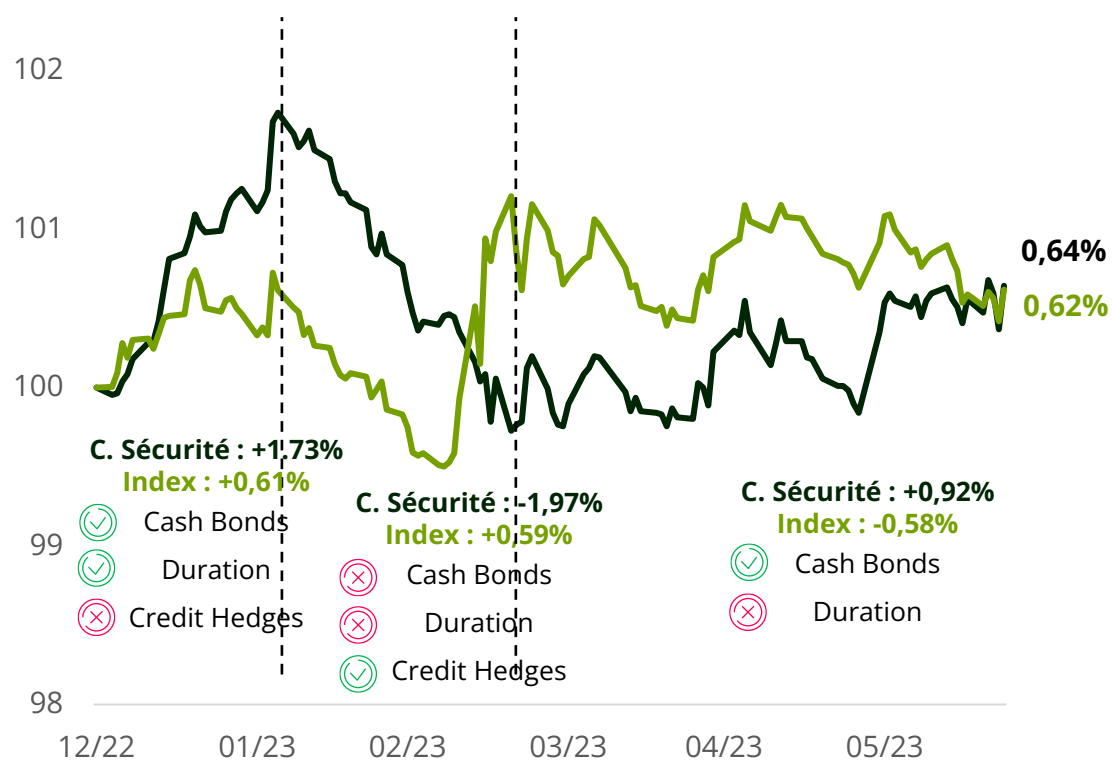
Please refer to the KID/prospectus of the fund before making any final investment decisions



Welcome to the Carmignac's Direct Line. This meeting is being recorded and will be made available in our Pro-Space in our website. You will need to register in order to be able to access the meeting. By attending the meeting, you consent to its recording and the fact that it will be available in our Pro-Space. You have the right to access, rectify or delete your personal data. Please go to our website and access our Privacy Policy at the bottom of the page for further information on the use of personal data and the right of access.

CARMIGNAC SÉCURITÉ: PERFORMANCE 2023

Carmignac Sécurité 2023 YTD Net performance (FW EUR Acc) – as at 23/06/2023



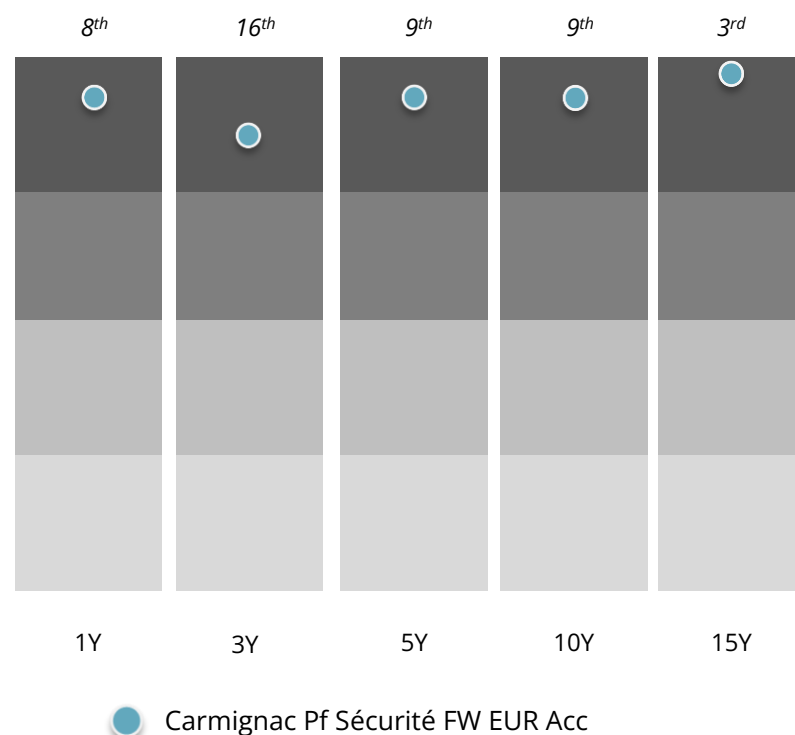
2023 Performance attribution as at 23/06/2023 (in basis points)

	TOTAL	Duration	DM Government Spread	Credit Spread	EM Strategy	Carry	Others
January	121	-17	0	70	22	43	3
February	-45	-96	6	17	-6	34	0
March	-62	21	-13	-107	2	35	0
April	38	-4	0	3	9	35	-5
May	29	3	8	-14	-1	39	-5
June	18	-52	11	22	8	29	0
July							
August							
September							
October							
November							
December							
Total	99	-145	12	-9	34	215	-7

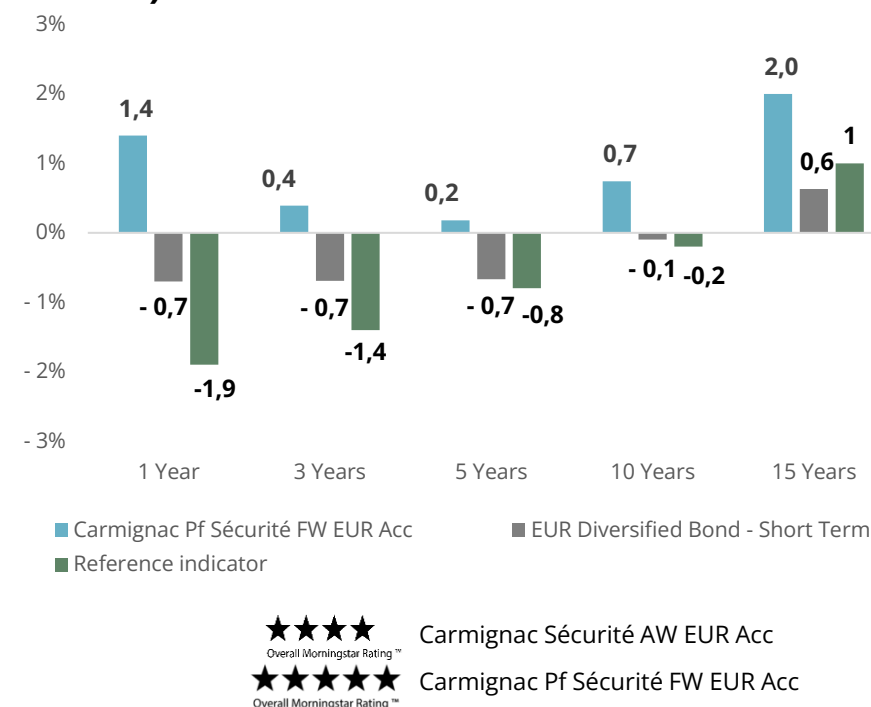
Source : 23/06/2023. Past performance is not necessarily indicative of future performance. Performances are net of fees (excluding applicable entrance fee acquired to the distributor). The return may increase or decrease as a result of currency fluctuations.

COMPETITIVE PERFORMANCE IN A CHALLENGING ENVIRONMENT

Return quartile positioning



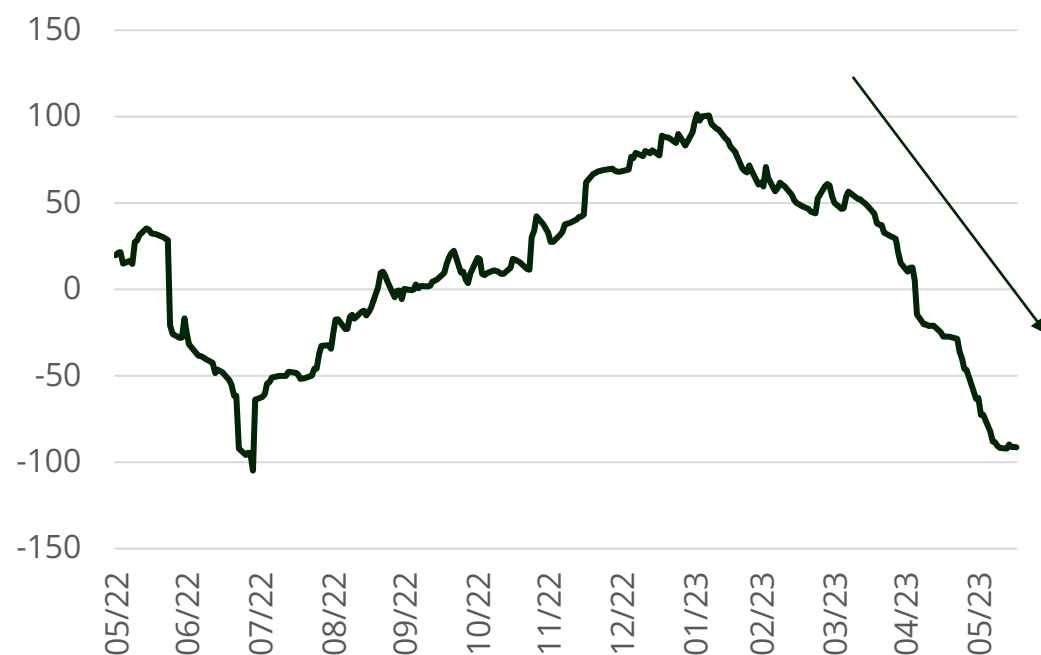
Performance vs category & reference indicator (annualised)



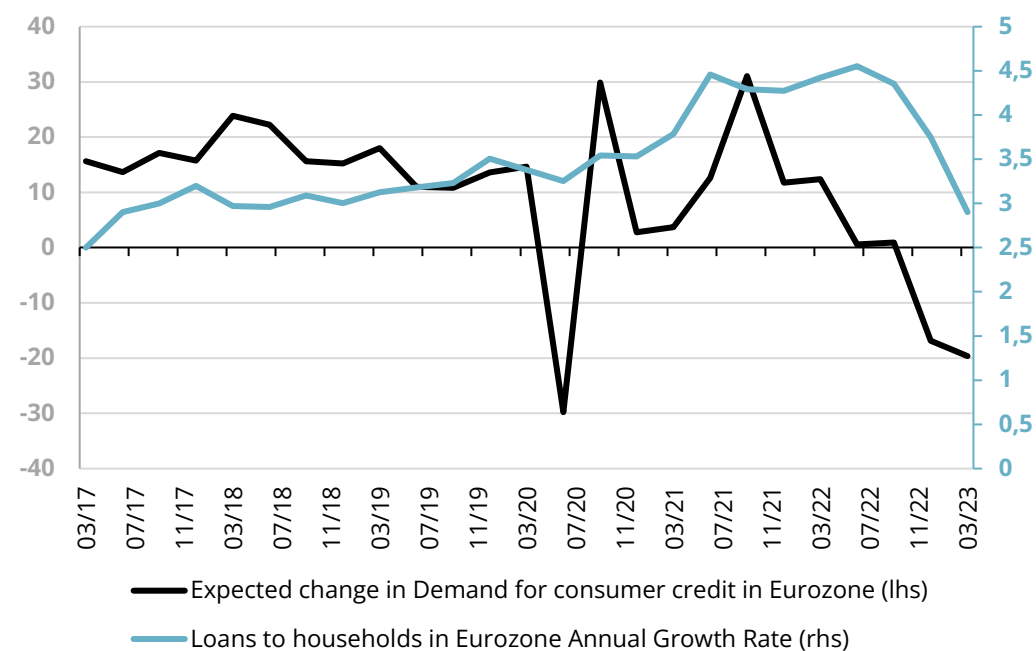
Source: Carmignac, Morningstar. © 2022 Morningstar, Inc - All rights reserved. Data in EUR, in monthly step, as end of May 2023. Performances are net of fees (excluding possible entrance fees charged by the distributor). Past performance is not necessarily indicative of future performance. The return may increase or decrease as a result of currency fluctuations. The reference to a ranking or prize, is no guarantee of the future results of the UCIS or the manager.

SLUGGISH GROWTH IN EUROPE

Eurozone Economic Surprise Index



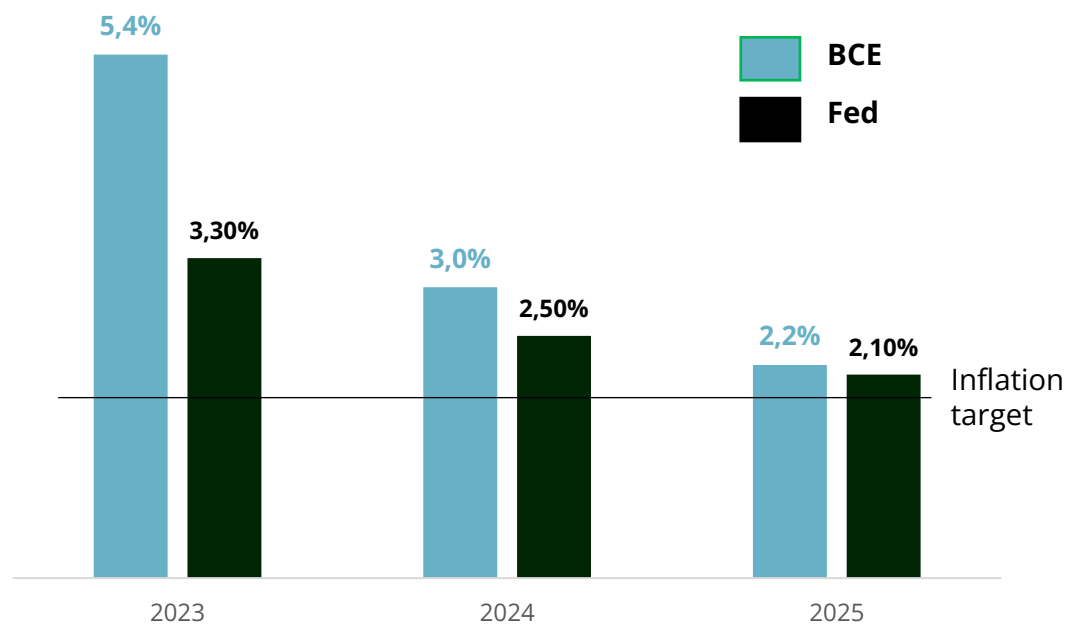
Lending growth evolution for households (in %)



Sources: Carmignac, Bloomberg, 16/06/2023

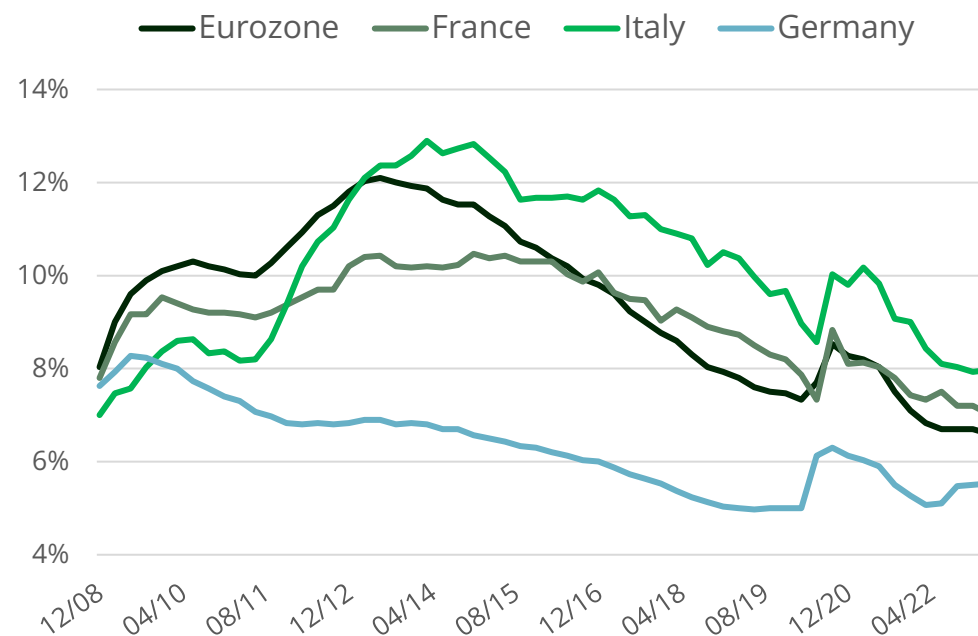
INFLATION: RESILIENCE AHEAD

Fed and ECB inflation forecasts



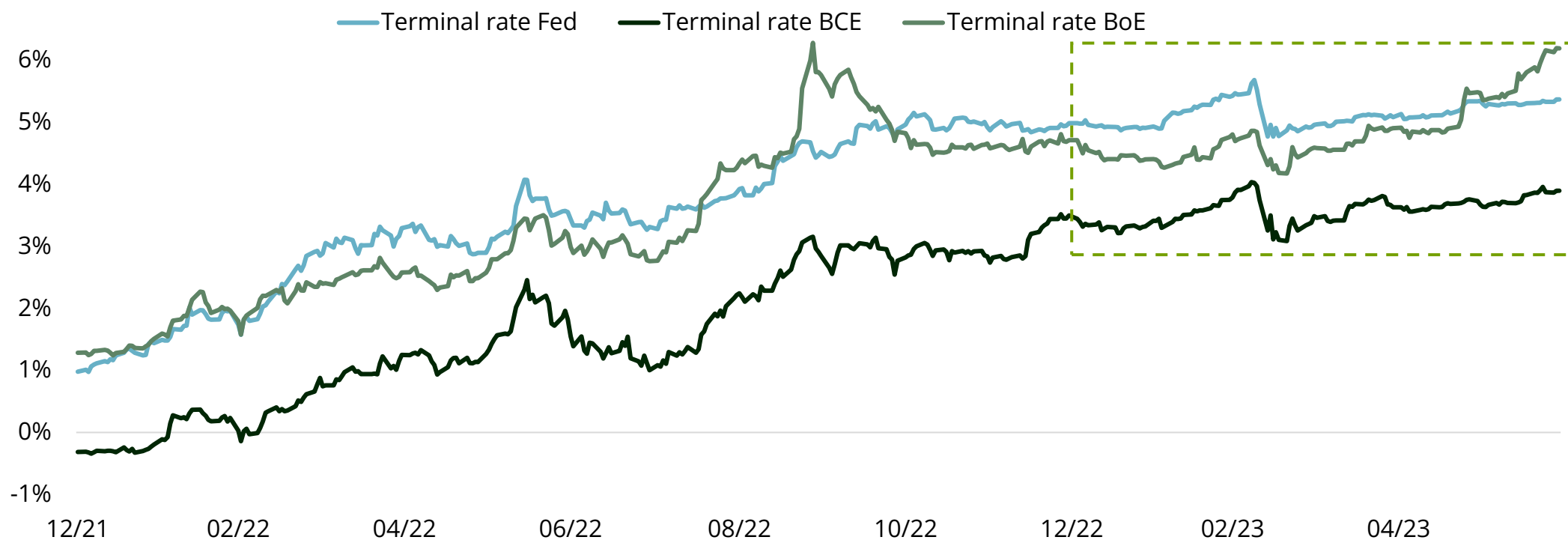
Carmignac, Bloomberg, June 2023

Unemployment rate



RATES: TOWARDS A STABILISATION?

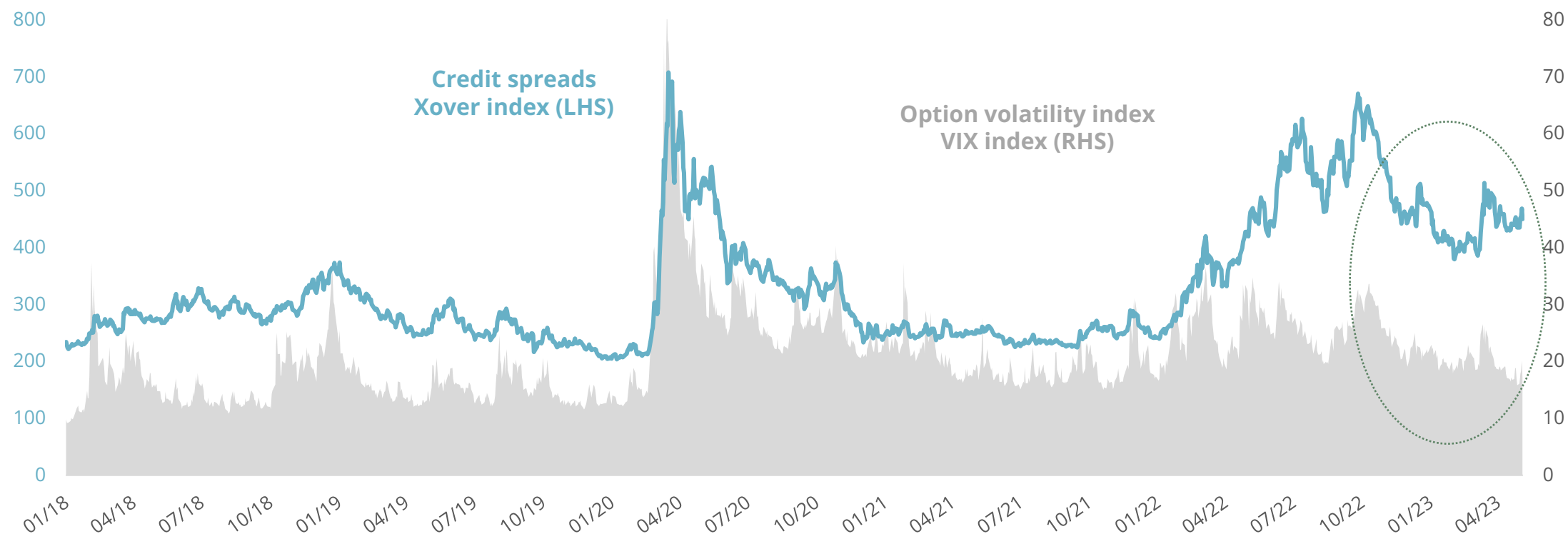
Terminal rates evolution for the main central banks



Source: Bloomberg, Carmignac, 27/06/2023

MAINTAIN OUR RISK APPETITE DESPITE SHORT TERM VOLATILITY

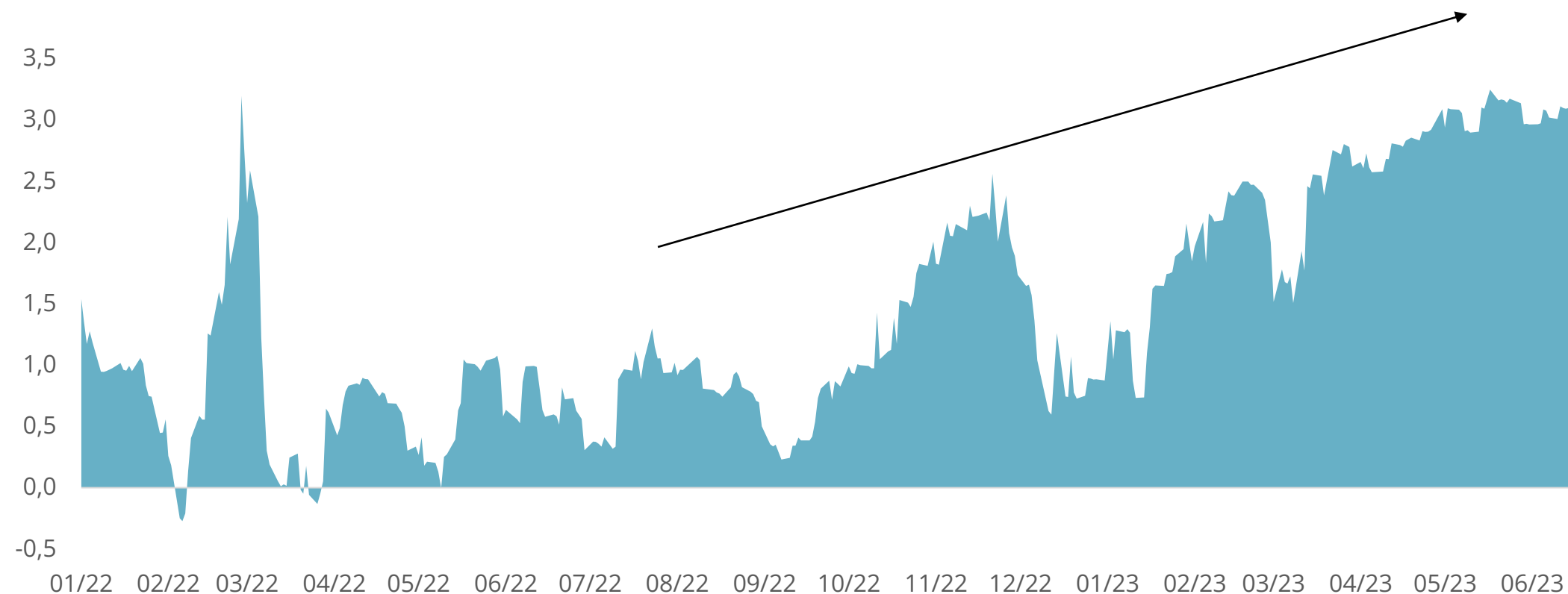
Risk appetite and volatility on interest rates is correlated



Source: Bloomberg, 28/06/2023

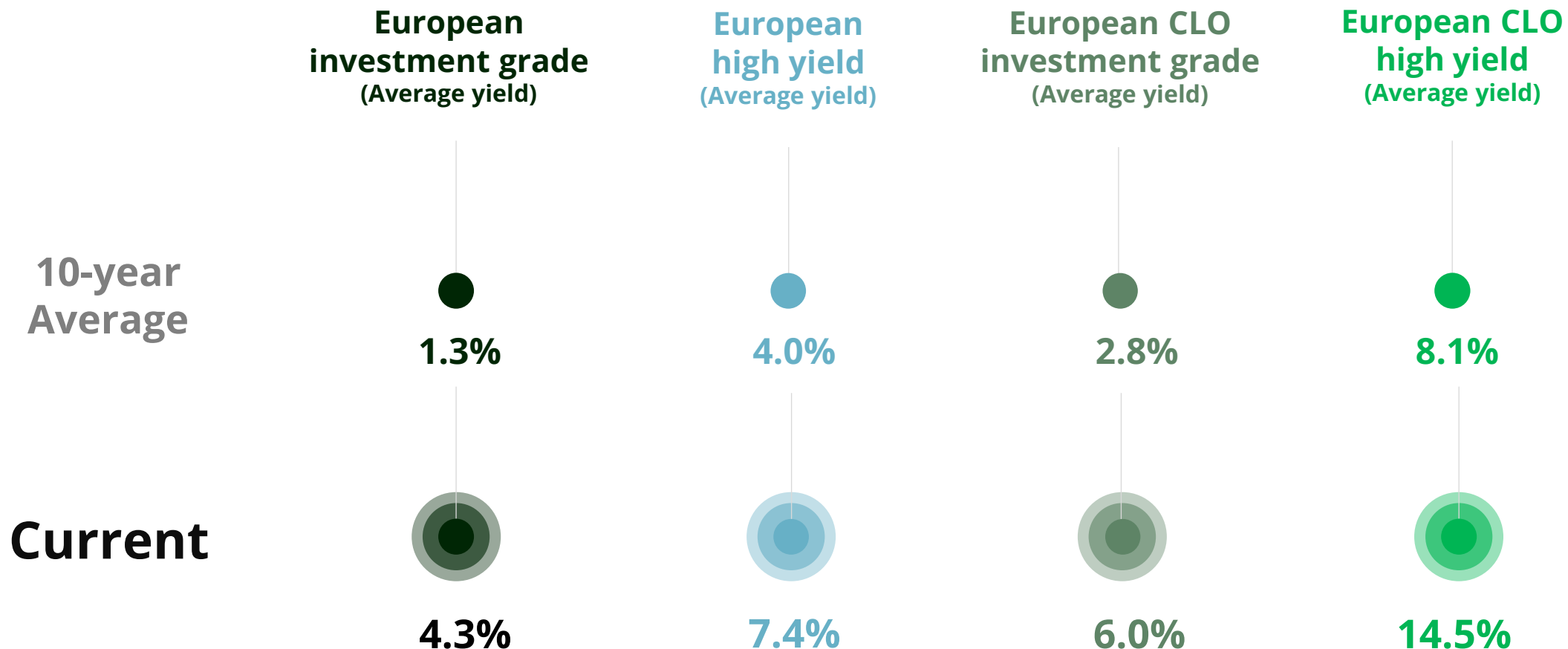
POSITIONED FOR LOWER RATES

Evolution of modified duration



Source: Carmignac, 26/06/2023

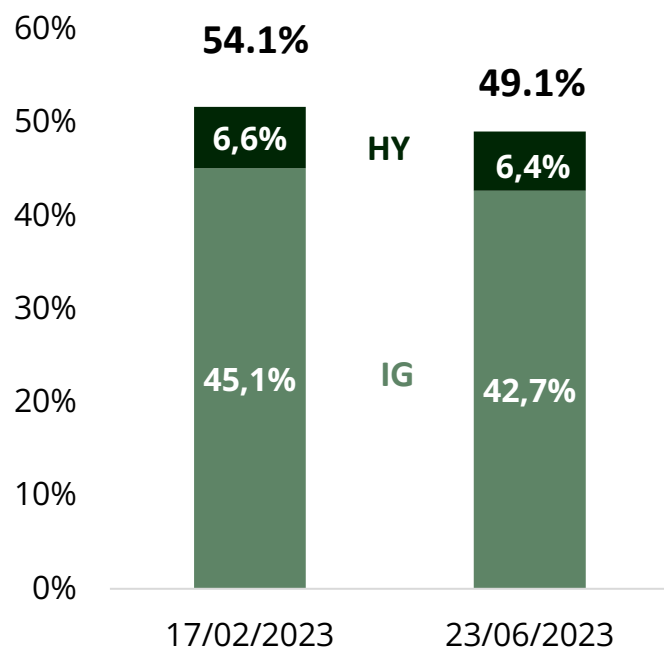
RENEWED OPPORTUNITIES ON CREDIT



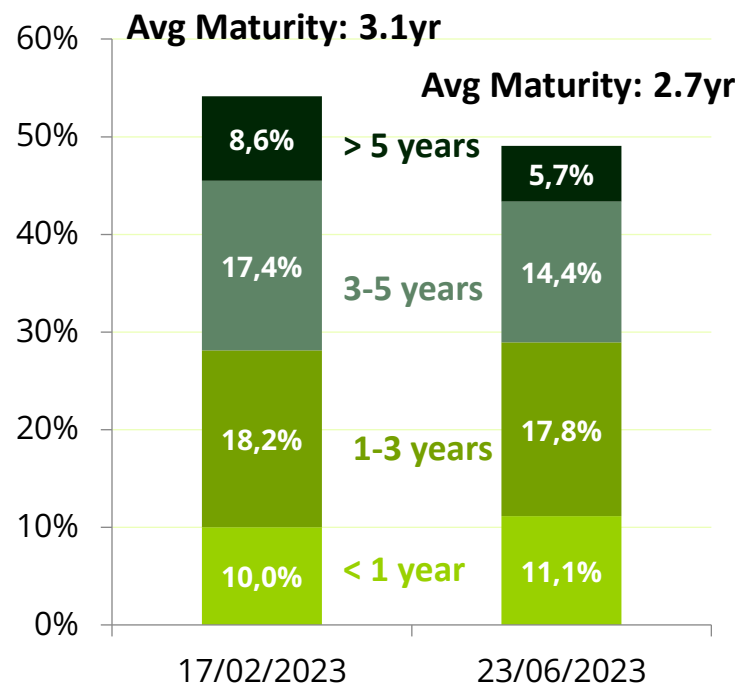
Sources: Carmignac, Bloomberg, 27/06/2023

CREDIT: FOCUS ON SHORT TERM HIGH QUALITY ISSUERS

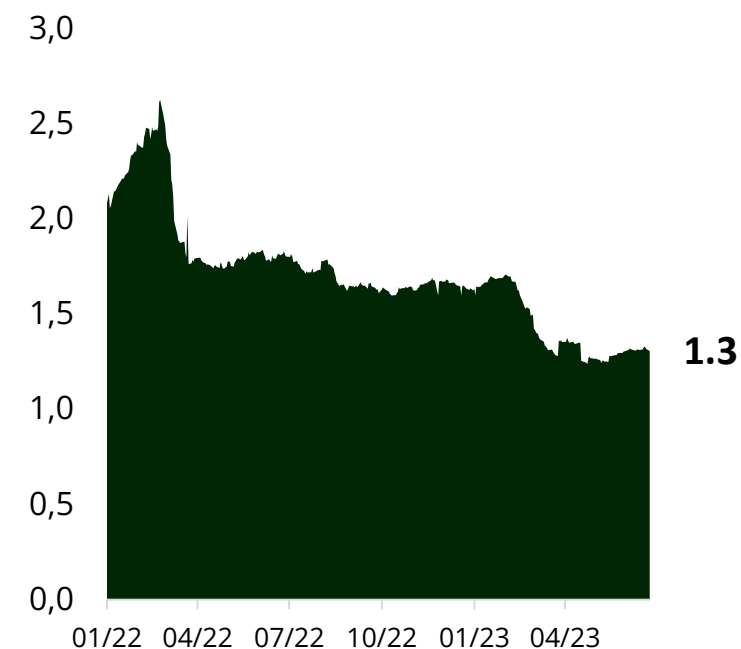
A lower credit exposure



With a focus on lower maturities



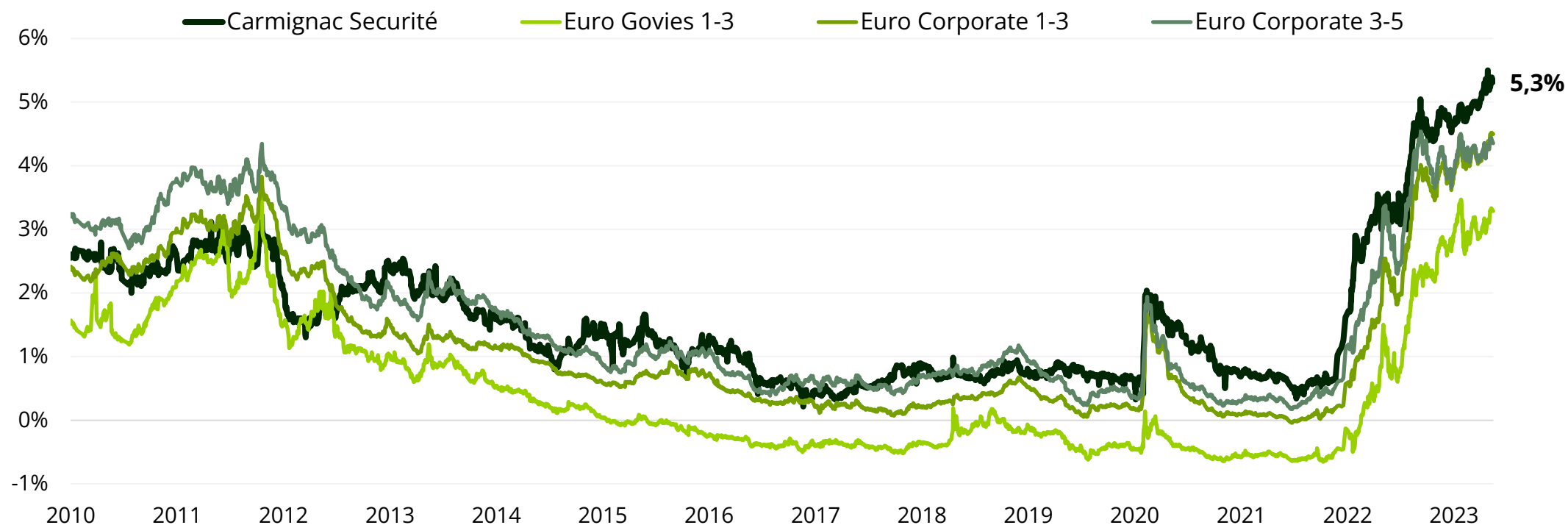
Resulting in lower duration contribution



Source: Carmignac, 23/06/2023
 Excluding CLOs for the 2 charts on the left and including CLOs for the chart on the right. Maturity Bucket and average maturity is calculated on the next call date. Positions may vary over time.




HIGHER YIELDS AND HIGHER SPREADS OFFER GREATER OPPORTUNITIES FOR CARMIGNAC SÉCURITÉ

Yield to maturity of Carmignac Sécurité and short-term Fixed Income indices



Source: Bloomberg, BAML ICE index, 26/06/2023

HIGH LEVEL OF CARRY FUELED BY STRONG CONVICTIONS

	% Assets	Yield	YTM of the Fund c. 5.3% At its highest in over 10 years
 Sovereign debt*	17,0%	3,8%	
 Credit	58,2%	6,2%	
Energy	8,9%	6,2%	Modified duration 3,1
Financials	17,8%	5,8%	
CLO	8,8%	6,3%	Average price of bonds in portfolio* c. 93
 Money market instruments	24,8%	3,3%	

Source 16/06/2023. Past performance is not necessarily indicative of future performance. The return may increase or decrease as a result of currency fluctuations. Performances are net of fees (excluding applicable entrance fee acquired to the distributor).
Portfolios are subject to change at any time
*Excluding cash & derivatives assets

MAIN RISKS OF CARMIGNAC SÉCURITÉ

INTEREST RATE

Interest rate risk results in a decline in the net asset value in the event of changes in interest rates.

CREDIT

Credit risk is the risk that the issuer may default.

RISK OF CAPITAL LOSS

The portfolio does not guarantee or protect the capital invested. Capital loss occurs when a unit is sold at a lower price than that paid at the time of purchase.

CURRENCY

Currency risk is linked to exposure to a currency other than the Fund's valuation currency, either through direct investment or the use of forward financial instruments.

The Fund presents a risk of loss of capital



Recommended minimum investment horizon: **2 YEARS**

SFDR Fund Classification** **ARTICLE 8**

Risk Scale from the KID (Key Information Document). Risk 1 does not mean a risk-free investment. FW Share Class. This indicator may change over time.

CALENDAR YEAR PERFORMANCES

Carmignac Sécurité – FW Shareclass

Calendar Year performance

	2014	2015	2016	2017	2018	2019	2020	2021	2022	2023 YTD
Fund	+1.94%	+1.38%	+2.35%	+0.38%	-2.73%	+3.94%	+2.54%	+0.44%	-4.21%	+0.54%
Reference indicator¹	+1.83%	+0.72%	+0.30%	-0.39%	-0.29%	+0.07%	-0.15%	-0.71%	-4.82%	+1.08%

Annualized performance

	Fund	Ref. Indicator¹
3 years	0.39%	-1.38%
5 years	0.23%	-0.82%

Source: Carmignac, 31/05/2023

(1) ICE BofA ML 1-3 Y Euro All Government Index (EUR). Past performance is not necessarily indicative of future performance. Performances are net of fees (excluding applicable entrance fee acquired to the distributor). The return may increase or decrease as a result of currency fluctuations.

DISCLAIMER

This is a marketing communication. This document is intended for professional clients.

This material may not be reproduced, in whole or in part, without prior authorisation from the Management Company. This material does not constitute a subscription offer, nor does it constitute investment advice. This material is not intended to provide, and should not be relied on for, accounting, legal or tax advice. This material has been provided to you for informational purposes only and may not be relied upon by you in evaluating the merits of investing in any securities or interests referred to herein or for any other purposes. The information contained in this material may be partial information and may be modified without prior notice. They are expressed as of the date of writing and are derived from proprietary and non-proprietary sources deemed by Carmignac to be reliable, are not necessarily all-inclusive and are not guaranteed as to accuracy. As such, no warranty of accuracy or reliability is given and no responsibility arising in any other way for errors and omissions (including responsibility to any person by reason of negligence) is accepted by Carmignac, its officers, employees or agents.

Past performance is not necessarily indicative of future performance. Performances are net of fees (excluding possible entrance fees charged by the distributor).

The return may increase or decrease as a result of currency fluctuations, for the shares which are not currency-hedged.

Reference to certain securities and financial instruments is for illustrative purposes to highlight stocks that are or have been included in the portfolios of funds in the Carmignac range. This is not intended to promote direct investment in those instruments, nor does it constitute investment advice. The Management Company is not subject to prohibition on trading in these instruments prior to issuing any communication. The portfolios of Carmignac funds may change without previous notice.

The reference to a ranking or prize, is no guarantee of the future results of the UCIS or the manager.

Risk Scale from the KID (Key Information Document). Risk 1 does not mean a risk-free investment. This indicator may change over time.

The recommended investment horizon is a minimum and not a recommendation to sell at the end of that period.

Morningstar Rating™ : © 2022 Morningstar, Inc. All Rights Reserved. The information contained herein: is proprietary to Morningstar and/or its content providers; may not be copied or distributed; and is not warranted to be accurate, complete or timely. Neither Morningstar nor its content providers are responsible for any damages or losses arising from any use of this information.

Access to the Funds may be subject to restrictions regarding certain persons or countries. This material is not directed to any person in any jurisdiction where (by reason of that person's nationality, residence or otherwise) the material or availability of this material is prohibited. Persons in respect of whom such prohibitions apply must not access this material. Taxation depends on the situation of the individual. The Funds are not registered for retail distribution in Asia, in Japan, in North America, nor are they registered in South America. Carmignac Funds are registered in Singapore as restricted foreign scheme (for professional clients only). The Funds have not been registered under the US Securities Act of 1933. The Funds may not be offered or sold, directly or indirectly, for the benefit or on behalf of a «U.S. person», according to the definition of the US Regulation S and FATCA. Company. The risks, fees and ongoing charges are described in the KID (Key Information Material). The KID must be made available to the subscriber prior to subscription. The subscriber must read the KID. Investors may lose some or all their capital, as the capital in the funds are not guaranteed. The Funds present a risk of loss of capital.

The Funds' prospectus, KIDs, NAV and annual reports are available at www.carmignac.com, or upon request to the Management. Investors have access to a summary of their rights in French, English, German, Dutch, Spanish, Italian at section 6 of "regulatory information page" on the following link :https://www.carmignac.com/en_US

Carmignac Portfolio refers to the sub-funds of Carmignac Portfolio SICAV, an investment company under Luxembourg law, conforming to the UCITS Directive. The French investment funds (fonds communs de placement or FCP) are common funds in contractual form conforming to the UCITS or AIFM Directive under French law. The Management Company can cease promotion in your country anytime.

UK: This document was prepared by Carmignac Gestion and/or Carmignac Gestion Luxembourg and is being distributed in the UK by Carmignac Gestion Luxembourg UK Branch (Registered in England and Wales with number FC031103, CSSF agreement of 10/06/2013).

In Switzerland: the prospectus, KIDs and annual report are available at www.carmignac.ch, or through our representative in Switzerland, CACEIS (Switzerland), S.A., Route de Signy 35, CH-1260 Nyon. The paying agent is CACEIS Bank, Paris, succursale de Nyon/Suisse, Route de Signy 35, 1260 Nyon.

Copyright: The data published in this presentation are the exclusive property of their owners, as mentioned on each page.

CARMIGNAC GESTION - 24, place Vendôme - F-75001 Paris - Tél : (+33) 01 42 86 53 35.

Investment management company approved by the AMF -Public limited company with share capital of € 15,000,000 - RCS Paris B 349 501 676.

CARMIGNAC GESTION Luxembourg - City Link - 7, rue de la Chapelle - L-1325 Luxembourg - Tel : (+352) 46 70 60 1. Subsidiary of Carmignac Gestion. Investment fund management company approved by the CSSF. Public limited company with share capital of € 23,000,000 - RC Luxembourg B 67 549.